


Ensuring the right code
is on the right product

Print job creation and management

CLARiSUITE™ solutions

 **VIDEOJET®**



**Videojet's CLARiSUITE™
solutions help ensure the
right code is on the right
product from line to line
increasing productivity,
reducing costs and
protecting your brand.**



Increase Availability and Quality by taking print job creation and management off the production floor

Videojet CLARiSUITE™ solutions are engineered specifically to help packaging professionals implement sustainable improvements to Availability and Quality, two factors that directly influence line OEE (Overall Equipment Effectiveness). By enabling faster line set-up and changeovers and dramatically reducing the opportunities for coding errors, packaging operations can use CLARiSUITE to boost available production time, lower scrap and rework, and boost profits.

Uptime advantage

Use CLARiSUITE to set up the primary package, case, and pallet coding and labeling printers from a single location – dramatically reducing planned downtime during product changeovers. Increase available production time by using handheld scanners to select production jobs from work orders, which can trigger the automatic set-up of multiple printers in as little as 15 seconds. Optional WebServer edition provides real-time visibility of printers and job status anywhere in the plant, helping to identify and resolve issues faster.

Code Assurance

Reduce costly rework and errors with CLARiSUITE software that minimizes and mistake-proofs operator inputs to the coding and marking process. By specifying error-proofing rules during set-up, operator inputs are limited to the choices specified, resulting in far fewer errors. Packaging operations can further enhance Code Assurance by validating downstream codes with optional bar code scanners or vision devices.

Built-in productivity

Centrally stored and managed job data helps avoid delays in starting production runs as jobs are pre-validated and all information is at the operator's fingertips. Built-in production statistics support efficiency and OEE reporting, helping your team with efforts to achieve sustainable process improvements.

Simple usability

Powerful software is only as useful as it is easy to use. CLARiSUITE solutions have intuitive displays and colorful graphics to simplify operation and minimize training. Drag and drop functionality simplifies common tasks like print job template design. Identifying potential issues with printers is quick and easy with clear, color-coded warning signals. Designed to complement your existing workflow, CLARiSUITE can be integrated with a range of leading manufacturing execution systems.

Print job management with CLARiSUITE



CLARiSUITE links on-product coding to a centralized print job database.

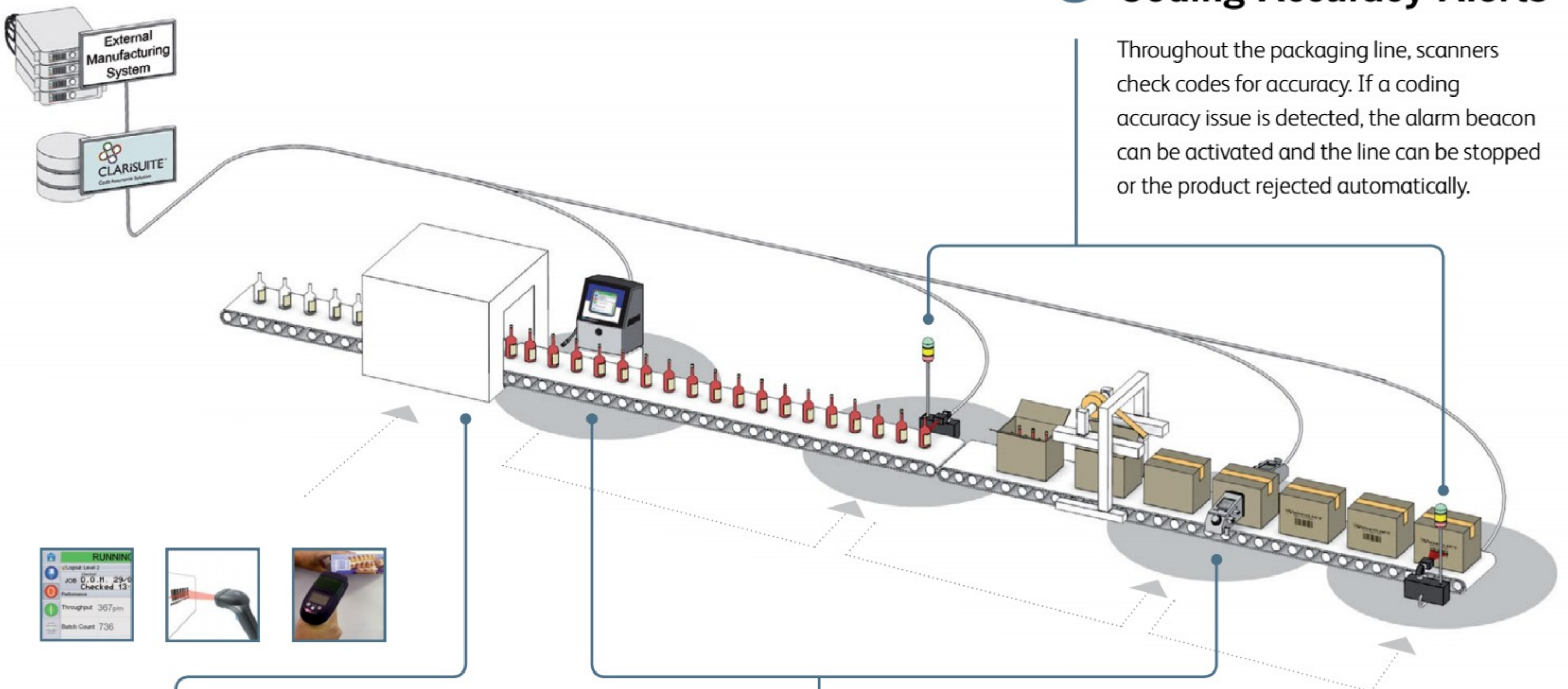
Printers in a CLARiSUITE network are managed from a central print job database – taking print job creation and management off the production floor. Job data is stored centrally and print jobs can be initiated by CLARiSUITE or external manufacturing systems.





3 Coding Accuracy Alerts

Throughout the packaging line, scanners check codes for accuracy. If a coding accuracy issue is detected, the alarm beacon can be activated and the line can be stopped or the product rejected automatically.



1 Job Selection

The product or appropriate code can be selected at the CLARISUITE-installed PC or Videojet printer. Or, a bar code can be scanned from a work order or from the product itself with a hand-scanner.

2 Product Coding and Marking

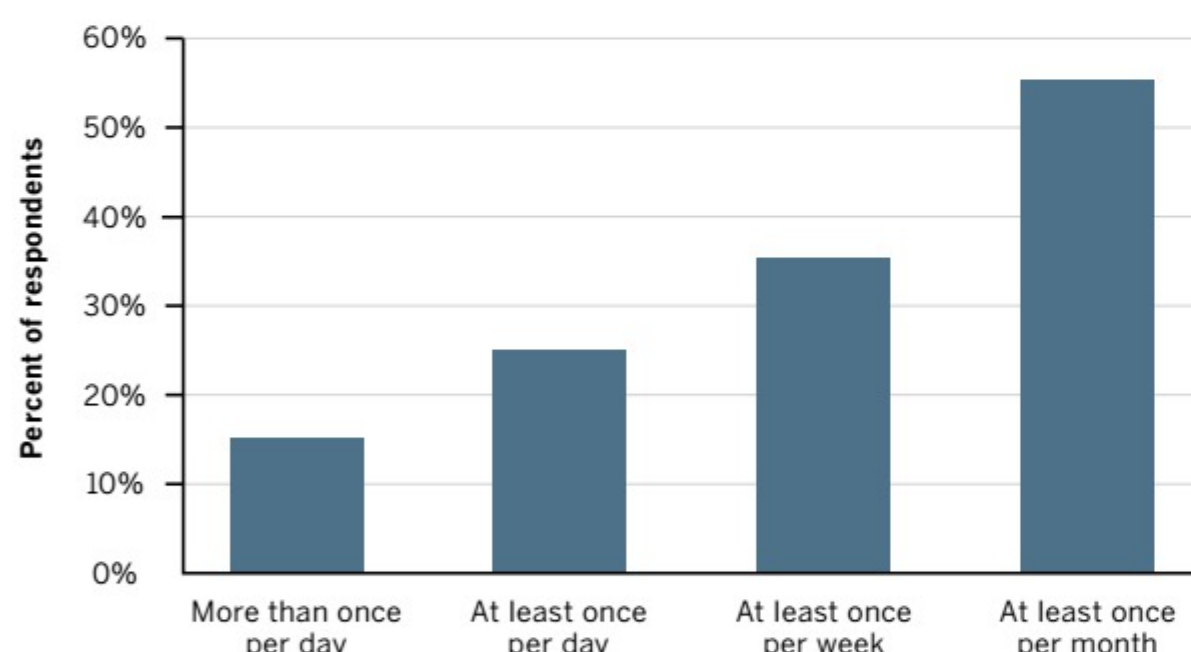
Information such as date/place of manufacture, best-before date, lot/batch number and a wide range of both production and consumer information is accurately applied to every product.

Importance of code accuracy

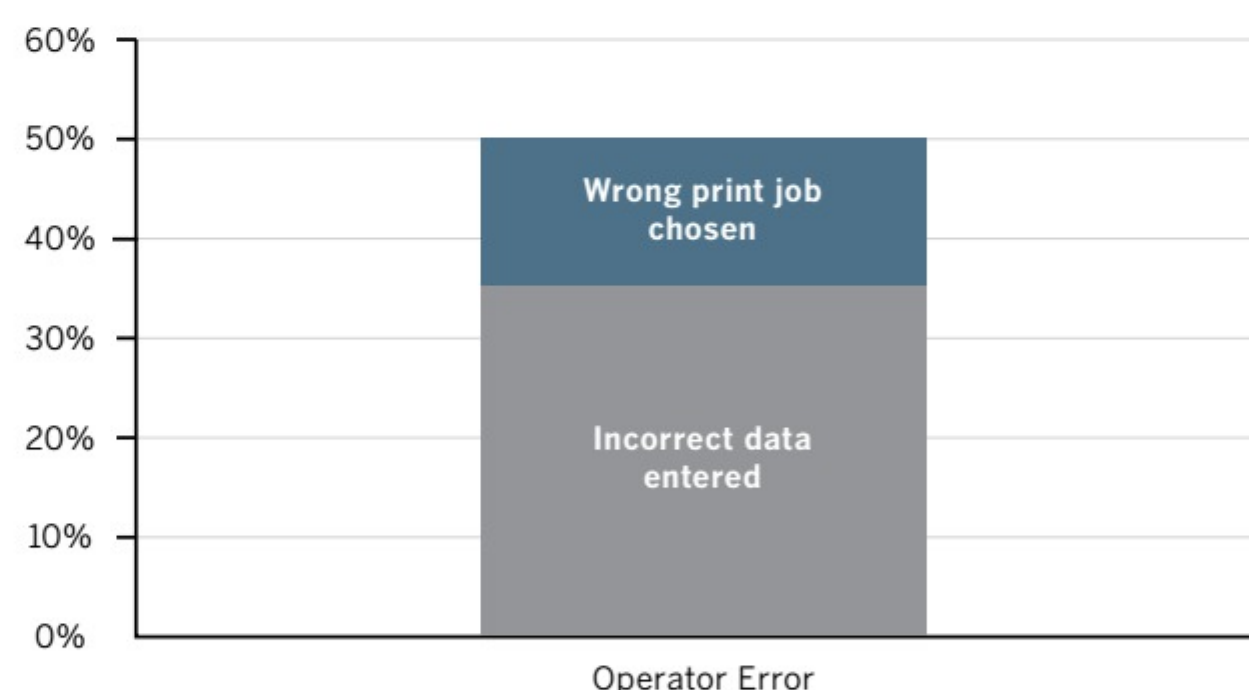
A large global drinks producer stated that 84% of all critical quality assurance issues are due to operators incorrectly setting up jobs on the printer.

Up to 70% of coding errors are caused by operator error. The most common mistakes are incorrect data entry and incorrect job selection. Our survey found that these two mistakes accounted for 45% of all coding errors.

Survey: Frequency of coding errors



Survey: Cause of coding errors



When you implement a solution, you take the first step towards:

- Removing human errors from the print job setup process
- Minimizing costs of scrap due to coding errors
- Reducing re-supply costs to replace recalled/ withdrawn products
- Reducing potential for lost business from incorrect products being shipped
- Minimizing brand damage by narrowing the scope of any recalls
- Meeting the requirements of retail and regulatory guidelines for accuracy and product traceability



Who benefits from CLARiSUITE solutions?

CLARiSUITE extends the advantage of working with Videojet printers beyond the factory floor by supplying vital data and information to all areas of your business.



Case study



A large soft drinks and juices contract bottler was looking for a coding and marking solution to replace old ink jet printers that were requiring increasing levels of service and maintenance.

Their objective was more efficient equipment and increased productivity.

Videojet was asked for a solution that removed operator coding errors caused by manual data entry, as well as reduced printing job set-up times across all lines.


In the existing process, operators manually selected jobs at each individual printer, keyed in specific data/ messages and then set the printer online. This was replicated across every machine on both primary and secondary packaging printers.

This process exposed many Code Assurance issues, such as; selecting the wrong job or entering incorrect job data. This incorrect data entry caused further downtime while the correct one was located and set-up – with resulting productivity losses.





To resolve this Videojet proposed new coding equipment alongside CLARiSUITE Alliance edition software. Today, the company no longer uses manual data entry from the production floor. Instead, all print job templates and job specific variable data are stored centrally in one server location.



This ensures the correct print job is always available for download at job set-up. In addition, CLARiSUITE's standard functionality allows printer grouping so all print jobs and job data can be simultaneously downloaded to all printers. **By grouping the primary and secondary packaging line printers, the company eliminated the risk of mismatching jobs while increasing job set-up efficiency.**


Handheld bar code scanners also assisted operators with simple scanning of work orders, directly relating the correct job in the CLARiSOFT message database. CLARiSUITE takes care of the rest; all jobs and data are set-up correctly and efficiently right across the line.

Compatible printers



Additional ways to increase efficiency and reduce risks

Comprehensive logging facilities enable the review of production statistics, efficiency/OEE and an audit log of the job data that was printed. This information allows manufacturers to take positive steps to increase OEE by implementing sustainable improvements. In addition, the audit log allows producers to monitor the actual data downloaded to the printers within the CLARiSUITE network.



To help further increase Code Assurance and efficiency Videojet can help producers identify integration opportunities to existing manufacturing systems such as ERP, MRP and SCADA. Powerful integration tools available in CLARiSUITE enable producers to place existing product data within print jobs, or directly control print jobs and printers within a CLARiSUITE network using industry standard Open Process Control (OPC) functionality.

CLARiSUITE integrates with:



CLARiSUITE options

Choose one of the CLARiSUITE editions: Foundation, Alliance or WebServer.
All are designed to provide high levels of Code Assurance. Features contained within each edition allow for job initiation, bar code validation, printed code validation (Vision) and data / event logging to support OEE.

| | Foundation | Alliance | WebServer |
|--|---|---|--|
| Print Job Management/ Data Source | <ul style="list-style-type: none"> • CLARiSOFT® database | <ul style="list-style-type: none"> • CLARiSOFT® database • Single query external ODBC data source, e.g., MS Access, MS SQL, etc. | <ul style="list-style-type: none"> • CLARiSOFT® database • Single query external ODBC data source, e.g., MS Access, MS SQL, etc. |
| Job Selection & Start | <ul style="list-style-type: none"> • Via CLARiTY user interface • Via hand held Bar code scanner² • Initiated centrally from CLARiNET | <ul style="list-style-type: none"> • Via CLARiTY user interface • Via hand held bar code scanner² • Initiated centrally from CLARiNET • Network connected bar code scanner | <ul style="list-style-type: none"> • Via CLARiTY user interface • Via hand held bar code scanner² • Initiated from web browser • Network connected bar code scanner |
| Bar Code Validation | <ul style="list-style-type: none"> • Scanner connected to CLARiTY printer | <ul style="list-style-type: none"> • Scanner connected to CLARiTY printer • Network connected scanner | <ul style="list-style-type: none"> • Scanner connected to CLARiTY printer |
| Code Validation (Vision) | <ul style="list-style-type: none"> • Via CLARiTY printer³ | <ul style="list-style-type: none"> • Via CLARiTY printer³ | <ul style="list-style-type: none"> • Via CLARiTY printer³ |
| Operational Mode | <ul style="list-style-type: none"> • Windows® application | <ul style="list-style-type: none"> • Windows® application | <ul style="list-style-type: none"> • Windows® Service |
| User Interface / HMI | <ul style="list-style-type: none"> • PC-based | <ul style="list-style-type: none"> • PC-based | <ul style="list-style-type: none"> • Web browser-based |
| Activity Logging | <ul style="list-style-type: none"> • Event logging • Logging to text file | <ul style="list-style-type: none"> • Event / Production / Efficiency / OEE • Logging to text file | <ul style="list-style-type: none"> • Event / Production • Logging to SQL database⁶ • Export to CSV file |
| OPC (Open Process Control) | Yes | Yes | Yes |

Compatible Printers:

Continuous Ink Jet

- 1000 Line¹
- Excel 2000/178/DN
- 400 Series

Case Coding

- 2300 Line
- 2120
- Overture/Patrimon

Laser Marking⁴

Thermal Ink Jet⁵

Thermal Transfer Overprinters

Label Printing

- Sato Print Engines
- Zebra Print Engines

1 1210/1220 not supported

2 Hand Scanner connected directly to USB or RS232 port of CLARiTY printer

3 Fixed mount vision device connected directly to RS232 port of CLARiTY printer. Contact your local Videojet representative to discuss vision capabilities.

4 Excludes 3020, 3410 and Focus lasers

5 Includes Wolke m600 touch, Videojet 8510 and Videojet 8610 only

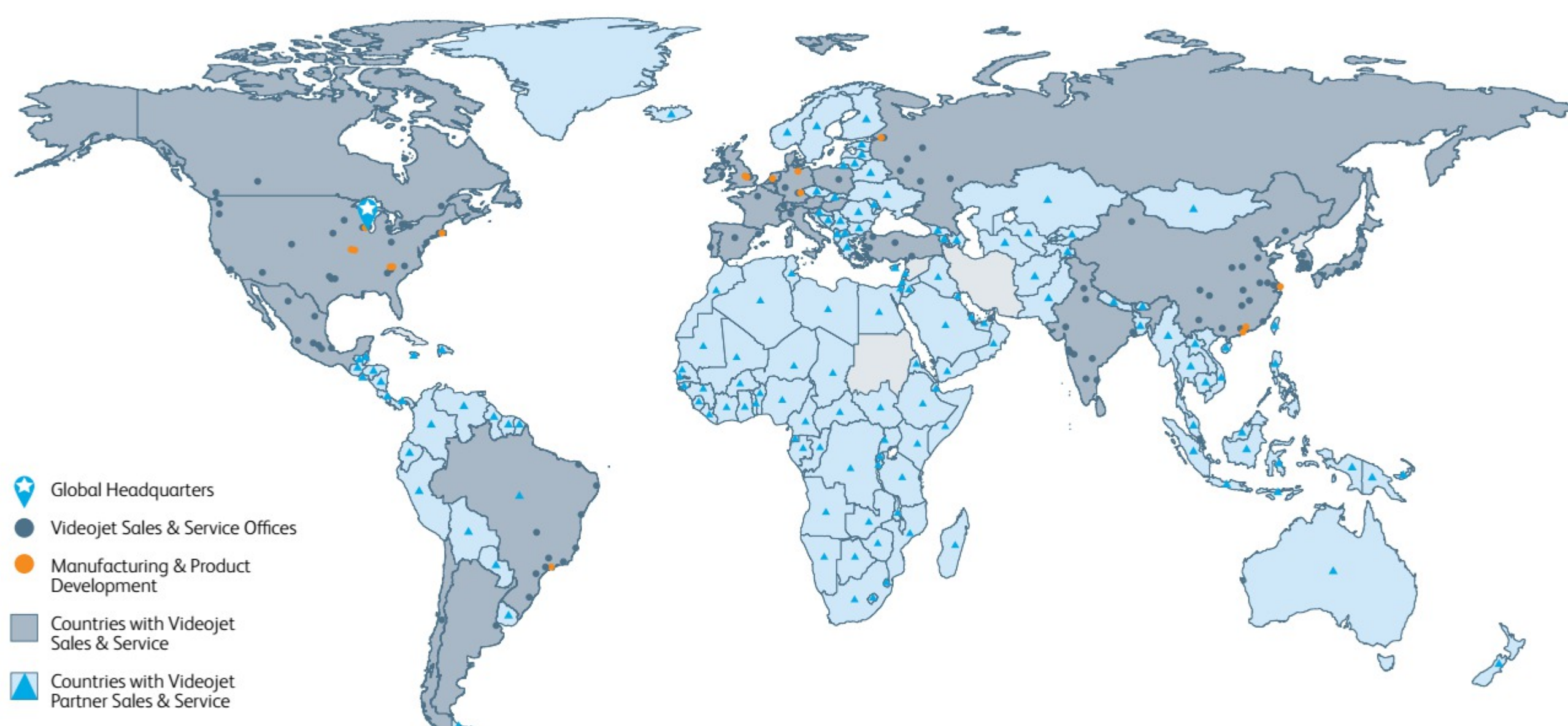
6 CLARiSUITE WebServer Edition supplied with Microsoft SQL Server Express. Customer-supplied ODBC-compliant databases can also be used.

Peace of mind comes as standard

Videojet Technologies is a world-leader in the product identification market, providing in-line printing, coding, and marking products, application specific fluids, and product life cycle services.

Our goal is to partner with our customers in the consumer packaged goods, pharmaceutical, and industrial goods industries to improve their productivity, to protect and grow their brands, and to stay ahead of industry trends and regulations. With our customer application experts and technology leadership in Continuous Ink Jet (CIJ), Thermal Ink Jet (TIJ), Laser Marking, Thermal Transfer Overprinting (TTO), case coding and labeling, and wide array printing, Videojet has more than 325,000 printers installed worldwide.

Our customers rely on Videojet products to print on over ten billion products daily. Customer sales, application, service and training support is provided by direct operations with over 3,000 team members in 26 countries worldwide. In addition, Videojet's distribution network includes more than 400 distributors and OEMs, serving 135 countries.



Call **800-843-3610**
Email **info@videojet.com**
or visit **www.videojet.com**

Videojet Technologies Inc.
1500 Mittel Blvd. Wood Dale IL 60191 / USA

©2014 Videojet Technologies Inc. — All rights reserved.

Videojet Technologies Inc.'s policy is one of continued product improvement. We reserve the right to alter design and/or specifications without notice. Windows is a registered trademark of Microsoft Corporation.

Part No. SL000587
CLARISUITE-BR-0114
Printed in U.S.A.

